


The Farm Sustainability Assessment (FSA) was created by the Sustainable Agriculture Initiative (SAI) Platform and represents a global food and beverage industry multi-purpose tool to assess, communicate, and improve on-farm sustainability. The FSA was benchmarked to CASP to help translate relevant almond practices to this broader international framework.
























The SAI-FSA report scoring is based on responses to 155 CASP practices across all 9 modules along with recognition of federal and California regulatory requirements that align with 112 FSA questions. There are three levels of FSA questions: 'Essential', 'Basic' and 'Advanced'. The 'Essential' questions are about decent citizenship, legal compliance, and minimum expectations for environmental stewardship. The next level - 'Basic' questions - identifies the fundamental elements of sustainable farming. Finally, the 'Advanced' questions address the most progressive sustainable farming practices and continuous improvement initiatives.

This report shows the overall score and the percentage of questions covered in each category. A more detailed report is available upon request by emailing CASP@sureharvest.com. The detailed report shows all 112 FSA questions and how the 155 CASP questions along with California and federal regulations are used to evaluate the FSA.

Performance is based on percentages for Essential, Basic and Advanced FSA questions.



Year	Location	Performance Level	Essential	Basic	Advanced
2021	DAP _ Kern Garces	Silver	100.0%	88.9%	69.0%
2021	DAP_Kern Sullivan	Silver	100.0%	83.6%	62.1%
2021	DAP_Kern Whisler	Silver	100.0%	89.1%	75.9%
2021	GAP _ AP _Almonds	Silver	100.0%	92.7%	75.9%
2021	GAP _ Bolthouse Kern	Silver	100.0%	85.2%	64.3%
2021	GAP _ Fabbri 501 Kern	Silver	100.0%	87.0%	69.0%
2021	GAP _ Fabbri 502 Kern	Silver	100.0%	87.0%	69.0%
2021	GAP _ Fabbri 503 Tulare	Silver	100.0%	87.0%	69.0%
2021	GAP _ Fabbri 505 Kern	Silver	100.0%	87.0%	69.0%
2021	GAP _ Fabbri 506 Tulare	Silver	100.0%	87.0%	69.0%
2021	GAP _ Fabbri 506 Tulare - Dev	Silver	100.0%	87.0%	69.0%
2021	GAP _ Paul Kern	Silver	100.0%	92.5%	75.9%
2021	GAP _ Wallace Yolo	Silver	100.0%	90.9%	65.5%
2021	GAP II _ Fabbri 601	Silver	100.0%	87.0%	69.0%
2021	GAP II _ Fabbri 602	Silver	100.0%	87.0%	69.0%
2021	GAP II _ Fabbri 603	Silver	100.0%	88.9%	69.0%
2021	GAP II _ Fabbri 604A	Silver	100.0%	88.9%	69.0%
2021	GAP II _ Fabbri 604B	Silver	100.0%	87.0%	69.0%
2021	GAP II _ Fabbri 605	Silver	100.0%	87.0%	69.0%
2021	GAP II _ Fabbri 605 - Dev	Silver	100.0%	88.9%	69.0%
2021	GAP II _ Panama Kern 2015 Planting	Silver	100.0%	92.6%	75.9%
2021	GAP II _ Panama Kern 2018 Planting	Silver	100.0%	90.9%	75.9%
2021	GAP II _ Pinheiro Tulare Ranch	Silver	100.0%	94.5%	82.8%
2021	GAP II _ Portwood	Silver	100.0%	92.6%	75.9%

2021	GAP II _ Sandrini - East	 Silver	100.0%	88.9%	69.0%
2021	GAP II _ Sandrini - Main	 Silver	100.0%	85.2%	64.3%
2021	GAP II _ Sandrini - Northwest	 Silver	100.0%	85.2%	64.3%
2021	GAP II _ Sundial Kaweah	 Silver	100.0%	90.7%	62.1%
2021	GAP II _ Sundial Kings 1	 Silver	100.0%	90.9%	72.4%
2021	GAP II _ Sundial Kings 1 - Dev	 Silver	100.0%	89.1%	75.9%
2021	GAP II _ Sundial Kings 2 Dev	 Silver	100.0%	90.9%	75.9%
2021	GAP II _ Sundial Kings 3	 Silver	100.0%	90.9%	75.9%
2021	GAP II _ Sundial Merced 1	 Silver	100.0%	90.7%	58.6%
2021	GAP II _ Sundial Merced 2	 Silver	100.0%	92.6%	62.1%
2021	GAP II _ Sundial Merced 2 Dev	 Silver	100.0%	88.9%	69.0%
2021	PAP _ Aggie Dev	 Silver	100.0%	90.7%	75.0%
2021	PAP _ Bulldog Almonds	 Silver	100.0%	92.7%	72.4%
2021	PAP _ Matador	 Silver	100.0%	92.5%	71.4%
2021	PAP _ Mustang	 Silver	100.0%	92.7%	75.9%
2021	PAP _ Sunbird	 Silver	100.0%	92.5%	75.0%
2021	PAP_Roadrunner	 Silver	100.0%	92.5%	65.5%
2021	US HORT _ 49er Almonds	 Silver	100.0%	92.5%	75.9%
2021	US HORT _ Anteater	 Silver	100.0%	92.5%	75.9%
2021	US HORT _ Aztec	 Silver	100.0%	92.5%	75.9%
2021	US HORT _ Wave Ranch	 Gold	100.0%	100.0%	82.8%
2021	US HORT _ Sun River	 Silver	100.0%	92.5%	72.4%
2021	US HORT _ Sun River Dev	 Silver	100.0%	90.6%	69.0%