



SELECTING  
PLANTS  
FOR  
POLLINATORS



A REGIONAL GUIDE FOR FARMERS, LAND MANAGERS, AND GARDENERS IN THE



**CALIFORNIA  
COASTAL  
STEPPE**  
**MIXED FOREST  
REDWOOD FOREST  
PROVINCE**



**POLLINATOR  
PARTNERSHIP**

Protect their lives. Preserve ours.

ALONG THE  
NORTHERN CALIFORNIA COAST

---

# TABLE OF CONTENTS

---

<b>WHY SUPPORT POLLINATORS?</b>	<b>4</b>
<b>GETTING STARTED</b>	<b>5</b>
<b>CALIFORNIA COASTAL STEPPE</b>	<b>6</b>
<b>MEET THE POLLINATORS</b>	<b>8</b>
<b>PLANT TRAITS</b>	<b>10</b>
<b>DEVELOPING PLANTINGS</b>	<b>12</b>
<b>FARMS</b>	<b>13</b>
<b>PUBLIC LANDS</b>	<b>14</b>
<b>HOME LANDSCAPES</b>	<b>15</b>
<b>BLOOM PERIODS</b>	<b>16</b>
<b>PLANTS THAT ATTRACT POLLINATORS</b>	<b>18</b>
<b>HABITAT HINTS</b>	<b>20</b>
<b>CHECKLIST</b>	<b>22</b>
<b>RESOURCES AND FEEDBACK</b>	<b>23</b>

This is one of several guides for different regions in the United States. We welcome your feedback to assist us in making the future guides useful. Please contact us at [feedback@pollinator.org](mailto:feedback@pollinator.org)

Cover: Northern California coastline by Marguerite Meyer

# SELECTING PLANTS FOR POLLINATORS

## A REGIONAL GUIDE FOR FARMERS, LAND MANAGERS, AND GARDENERS

### IN THE ECOLOGICAL REGION OF THE CALIFORNIA COASTAL STEPPE MIXED FOREST REDWOOD FOREST PROVINCE

ALONG THE NORTHERN CALIFORNIA COAST

A NAPPC AND POLLINATOR PARTNERSHIP PUBLICATION

---

This guide was funded by the National Fish and Wildlife Foundation, the C.S. Fund, the Plant Conservation Alliance, the U.S. Forest Service, and the Bureau of Land Management with oversight by Pollinator Partnership ([pollinator.org](http://pollinator.org)), in support of the North American Pollinator Protection Campaign ([NAPPC–nappc.org](http://NAPPC-nappc.org)).



## WHY SUPPORT POLLINATORS?

IN THEIR 1996 BOOK, *THE FORGOTTEN POLLINATORS*, Buchmann and Nabhan estimated that animal pollinators are needed for the reproduction of 90% of flowering plants and one third of human food crops. Each of us depends on these industrious pollinators in a practical way to provide us with the wide range of foods we eat. In addition, pollinators are part of the intricate web that supports the biological diversity in natural ecosystems that helps sustain our quality of life. In the wilderness of California's Coastal Steppe, Mixed Forest, and Redwood Forest Province, abundant and healthy populations of pollinators increase biodiversity and wildlife food sources.

Redwood forests, distinctive to this province, harbor a diversity of pollinators, including a number of invertebrate species that are specialists on habitats modified by old groves. Given the propensity of species in these invertebrate groups for very restricted ranges, and the virtual elimination of mature forests in this ecoregion, numerous pollinators are severely at risk.

Redwoods rank among the most resilient trees on earth, but the impact of deforestation from the previous century, and the edge effects of continued logging in surrounding watersheds (severe flooding and sedimentation), exacerbated by the conversion of coastal grasslands to agriculture or rangelands, and urbanization, have reduced all vegetation types in protected lower elevation groves. The plants and animals dependent on the shade, soil moisture, shelter, and interrelated life of the old growth ecosystem in this province are declining due to the threat of this habitat loss.

It is imperative that we take immediate steps to help pollinator populations thrive. The beauty of the situation is that by supporting pollinators' need for habitat, we support our own needs for food and support diversity in the natural world.

Thank you for taking time to consult this guide. By adding plants to your landscape that provide food and shelter for pollinators throughout their active seasons and by adopting pollinator friendly landscape practices, you can make a difference to both the pollinators and the people that rely on them.

**Kelly Bills**  
Executive Director  
Pollinator Partnership

**“ FARMING FEEDS  
THE WORLD, AND  
WE MUST REMEMBER  
THAT POLLINATORS  
ARE A CRITICAL  
LINK IN OUR FOOD  
SYSTEMS.”**

-- PAUL GROWALD,  
CO-FOUNDER,  
POLLINATOR PARTNERSHIP



THIS REGIONAL GUIDE IS just one in a series of plant selection tools designed to provide information on how individuals can influence pollinator populations through choices they make when they farm a plot of ground, manage large tracts of public land, or plant a garden. Each of us can have a positive impact by providing the essential habitat requirements for pollinators including food, water, shelter, and enough space to allow pollinators to raise their young.

Pollinators travel through the landscape without regard to property ownership or state boundaries. We've chosen to use R.G. Bailey's classification system to identify the geographic focus of this guide and to underscore the connections between climate and vegetation types that affect the diversity of pollinators in the environment.

Bailey's Ecoregions of the United States, developed by the United States Forest Service, is a system created as a management tool and is used to predict responses

to land management practices throughout large areas. This guide addresses pollinator-friendly land management practices in what is known as the California Coastal Steppe, Mixed Forest, and Redwood Forest Province.

Confined to the coast, this 4,600 square mile province is primarily composed of low mountains with instances of narrow coastal plain, gently sloping marine terraces, and a few broad valleys extending no farther than 35 miles inland through the mountains. The climate is characterized by a cool-summer subtype of the Mediterranean dry-summer subtropical. Annual temperature remains consistent, averaging between 50° to 55°F, reflecting the powerful influence of the cold California sea current with its cool marine layer. Annual rainfall ranges from 40 to 100 inches, and days with dense fogs are greater here, on average, than in any other place in the United States.

This province is characterized by redwood, Douglass fir, and other conifers such as hemlock

and cedar. A well developed understory is dominated by Pacific rhododendrons and western azaleas, and includes ferns and shrubs. Grasslands cover the headlands, pines-cypress forest can be found on a narrow, patchy coastal belt, and inland, south facing mountain slopes are covered by mixed forest, including tan oak, coast live oak, and madrone.

Long before there were homes and farms in this area, the original, natural vegetation provided continuous cover and adjacent feeding opportunities for wildlife, including pollinators. In choosing plants, aim to create habitat for pollinators that allow adequate food shelter, and water sources. Most pollinators have very small home ranges. You can make a difference by understanding the vegetation patterns of the farm, forest, or neighbor's yard adjacent to you and by making planting choices that support the pollinators' need for food and shelter as they move through the landscape.

# UNDERSTANDING THE CALIFORNIA COASTAL STEPPE

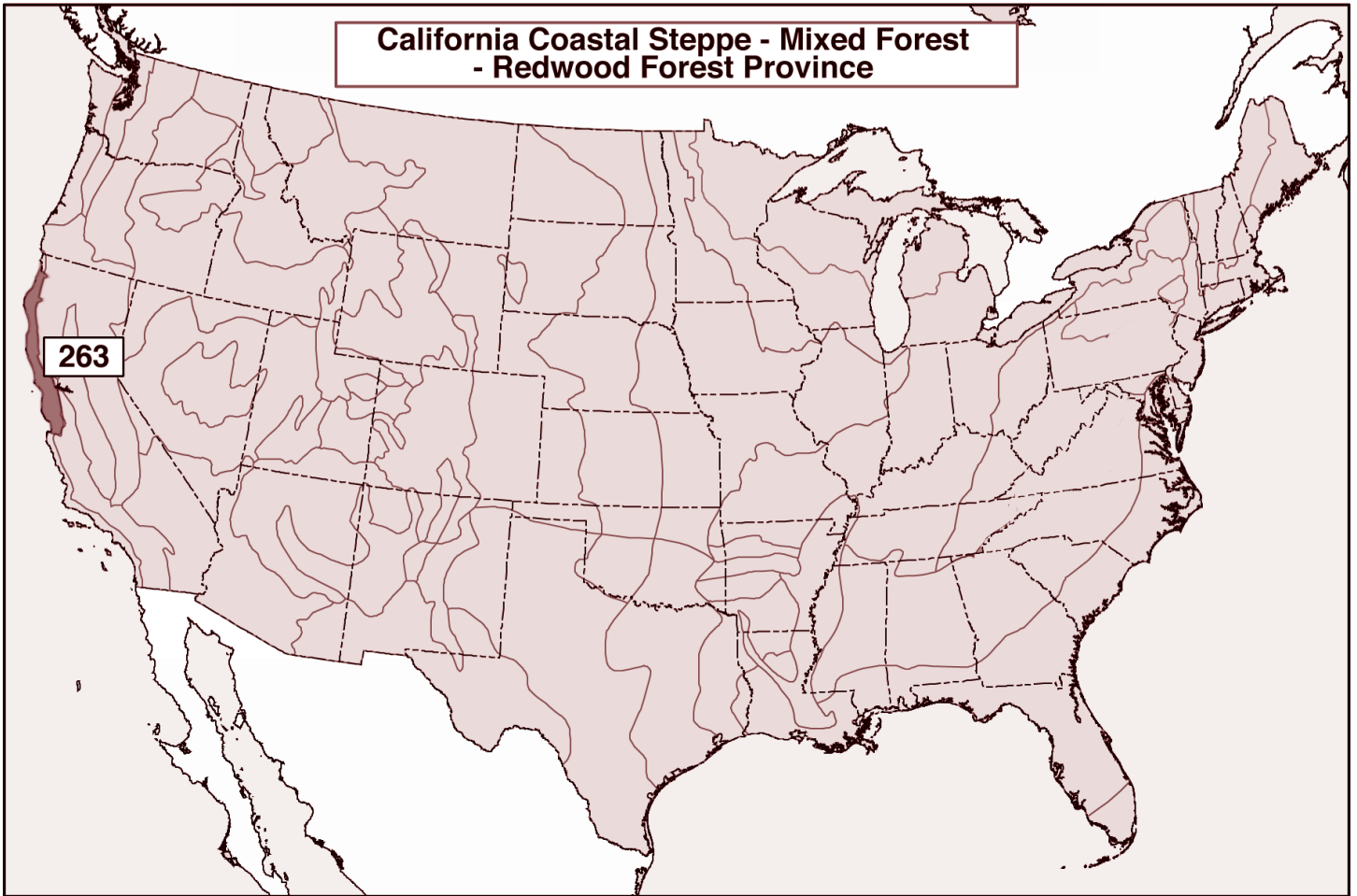


Photo: Marguerite Meyer

- ✿ This region is designated **number 263** in the Baileys' Ecosystem Provinces. To see a map of the provinces go to: [fs.fed.us/colorimagemap/ecoreg1\\_provinces.html](https://fs.fed.us/colorimagemap/ecoreg1_provinces.html)
- ✿ Not sure about which bioregion you live or work in? Go to [pollinator.org](https://pollinator.org) and click on **Ecoregion Locator** for help.
- ✿ 4,600 square miles along the Northern California coast.
- ✿ Primarily low mountains.
- ✿ Elevations ranging from sea level to below 3,000 feet.
- ✿ Average annual temperature range from 50° to 55°F.
- ✿ Average year-round precipitation between 40-100 inches.
- ✿ USDA Hardiness Zones 10a-11.

## CHARACTERISTICS

- ✿ Dominated by low coastal ranges that extend seaward into sloping marine terraces and inland into a few broad valleys.
- ✿ Common tree species include redwood, Douglass fir, hemlock, and cedar.
- ✿ Less than four percent of the original extent of virgin redwood forest remains, and only a little more than half of this is protected.



The California Coastal Steppe - Mixed Forest - Redwood Forest Province includes 4,600 square miles along the Northern California coast.

**“ ADDING NATIVE PLANTINGS IN RIPARIAN AREAS TO IMPROVE POLLINATOR HABITAT MAKES SENSE IN ADVANCING OUR FAMILY FARM’S CONSERVATION AND ECONOMIC OBJECTIVES, ENHANCING BENEFICIAL WILDLIFE AND IMPROVING POLLINATION IN OUR ORCHARD AND GARDEN. ”**

—LEE MCDANIEL, FARMER AND PRESIDENT, NATIONAL ASSOCIATION OF CONSERVATION DISTRICTS

# MEET THE POLLINATORS



Green hairstreak butterfly.

Two bees at a flower.



## WHO ARE THE POLLINATORS?

### BEES

Most of us are familiar with the colonies of honey bees that have been the workhorses of agricultural pollination for years in the United States. They were imported from Europe almost 400 years ago.

There are nearly 4000 species of native ground and twig nesting bees in the U.S. Some form colonies while others live and work a solitary life. Native bees currently pollinate many crops and can be encouraged to do more to support agricultural endeavors if their needs for nesting habitat are met and if suitable sources of nectar, pollen, and water are provided. Bees have tongues of varying lengths that help determine which flowers they can obtain nectar and pollen from.

The bumble bee (*Bombus* spp.) forms small colonies, usually underground. They are generalists, feeding on a wide range of plant material from February to November and are important pollinators of tomatoes. The sweat bee (family *Halictidae*) nests underground. Various species are solitary while others form loose colonies.

Solitary bees include carpenter bees (*Xylocopa* spp.), which nest in wood; digger, or polyester bees (*Colletes* spp.), which nest underground; leafcutter bees (*Megachile* spp.),

which prefer dead trees or branches for their nest sites; and mason bees (*Osmia* spp.), which utilize cavities that they find in stems and dead wood. Cactus bees (*Diadasia* spp.) are also solitary ground nesters.


### BUTTERFLIES

Gardeners have been attracting butterflies to their gardens for some time. These insects tend to be eye-catching, as are the flowers that attract them. Position flowering plants where they have full sun and are protected from the wind. Also, you will need to provide open areas (e.g. bare earth, large stones) where butterflies may bask, and moist soil from which they may get needed minerals. By providing a safe place to eat and nest, gardeners can also support the pollination role that butterflies play in the landscape. It might mean accepting slight damage to the plants, known as host plants, that provide food for the larval stage of the butterfly.

A diverse group of butterflies are present in garden areas and woodland edges that provide bright flowers, water sources, and specific host plants. Numerous trees, shrubs, and herbaceous plants support butterfly populations.

Butterflies are in the Order *Lepidoptera*. Some of the species in the Northern California Coast are tortoiseshell, Monarch, green hairstreak, red admiral, common buckeye, and satyr anglewing





butterflies. They usually look for flowers that provide a good landing platform.

Wet mud areas provide butterflies with both the moisture and minerals they need to stay healthy. Butterflies eat rotten fruit and even dung, so don't clean up all the messes in your garden!

## MOTHS

Moths are most easily distinguished from butterflies by their antennae. Butterfly antennae are simple with a swelling at the end. Moth antennae differ from simple to featherlike, but never have a swelling at the tip. In addition, butterflies typically are active during the day; moths at night. Butterfly bodies are not very hairy, while moth bodies are quite hairy and more stout.

Moths, generally less colorful than butterflies, also play a role in pollination. They are attracted to flowers that are strongly sweet smelling, open in late afternoon or night, and are typically white or pale colored.

## BEETLES

Over 30,000 species of beetles are found in the United States and many of them can be found on flower heads. Gardeners have yet to intentionally draw beetles to their gardens, possibly because beetle watching isn't as inspiring as butterfly or bird watching. Yet beetles do play a role in pollination.

Some have a bad reputation because they can leave a mess behind, damaging plant parts that they eat. Beetles are not as efficient as some pollinators. They wander between different species, often dropping pollen as they go.

Beetle pollinated plants tend to be large, strong scented flowers with their sexual organs exposed. They are known to pollinate Magnolia, sweetshrub (*Calycanthus*), paw paws, and yellow pond lilies.

## FLIES

It may be hard to imagine why one would want to attract flies to the garden. However, like beetles, the number of fly species and the fact that flies are generalist pollinators (visit many species of plants), should encourage us all to leave those flies alone and let them do their job as pollinators.

Recent research indicates that flies primarily pollinate small flowers that bloom under shade and in seasonally moist habitats. The National Research Council's *Status of Pollinators in North America* study states that flies are economically important as pollinators for a range of annual and bulbous ornamental flowers.

Plants pollinated by the fly include the American pawpaw (*Asimina triloba*), dead horse arum (*Helicodiceros muscivorus*), skunk cabbage (*Symplocarpus foetidus*), goldenrod (*Solidago* spp.), and

members of the carrot family like Queen Anne's lace (*Daucus carota*).

## BIRDS

Hummingbirds are the primary birds which play a role in pollination in North America. Their long beaks and tongues draw nectar from tubular flowers. Pollen is carried on both the beaks and feathers of different hummingbirds. The regions closer to the tropics, with warmer climates, boast the largest number of hummingbird species and the greatest number of native plants to support the bird's need for food. White-winged doves (*Zenaidura asiatica*) are also pollinators of the saguaro cactus (*Carnegeia gigantea*) in the south central United States.

Bright colored tubular flowers attract hummingbirds to gardens throughout the United States. Hummingbirds can see the color red; bees cannot. Wildflowers growing in the California Coastal Steppe attract Anna's hummingbirds.

## BATS

Though bats in the California Coastal Steppe are not pollinators, bats play an important role in pollination in the southwest where they feed on agave and cactus. The long-nosed bats' head shape and long tongue allows it to delve into flower blossoms and extract both pollen and nectar.



## PLANT TRAITS

### WHICH FLOWERS DO THE POLLINATORS PREFER?

NOT ALL POLLINATORS ARE found in each North American province, and some are more important in different parts of the United States. Use this page as a resource to understand the plants and pollinators where you live.

Plants can be grouped together based on the similar characteristics of their flowers. These floral characteristics can be useful to predict the type of pollination method or animal that is most effective for that group of plants. This association between floral characteristics and pollination method is called a pollination syndrome.

The interactions of animal pollinators and plants have influenced the evolution of both groups of organisms. A mutualistic relationship between the pollinator and the plant species helps the pollinator find necessary pollen and nectar sources and helps the plant reproduce by ensuring that pollen is carried from one flower to another.

Plant Trait	Bats	Bees	Beetles
Color	Dull white, green or purple	Bright white, yellow, blue, or UV	Dull white or green
Nectar guides	Absent	Present	Absent
Odor	Strong musty; emitted at night	Fresh, mild, pleasant	None to strongly fruity or fetid
Nectar	Abundant; somewhat hidden	Usually present	Sometimes present; not hidden
Pollen	Ample	Limited; often sticky and scented	Ample
Flower Shape	Regular; bowl shaped – closed during day	Shallow; have landing platform; tubular	Large bowl-like, Magnolia

This chart and more information on pollinator syndromes can be found at:



## AND THE POLLINATORS THEY ATTRACT

### Pollinator

Birds	Butterflies	Flies	Moths	Wind
Scarlet, orange, red or white	Bright, including red and purple	Pale and dull to dark brown or purple; flecked with translucent patches	Pale and dull red, purple, pink or white	Dull green, brown, or colorless; petals absent or reduced
Absent	Present	Absent	Absent	Absent
None	Faint but fresh	Putrid	Strong sweet; emitted at night	None
Ample; deeply hidden	Ample; deeply hidden	Usually absent	Ample; deeply hidden	None
Modest	Limited	Modest in amount	Limited	Abundant; small, smooth, and not sticky
Large funnel like; cups, strong perch support	Narrow tube with spur; wide landing pad	Shallow; funnel like or complex and trap-like	Regular; tubular without a lip	Regular; small and stigmas exerted

<http://fs.fed.us/wildflowers/pollinators/syndromes.shtml>



# DEVELOPING LANDSCAPE PLANTINGS THAT PROVIDE POLLINATOR HABITAT

WHETHER YOU ARE A FARMER of many acres, land manager of a large tract of land, or a gardener with a small lot, you can increase the number of pollinators in your area by making conscious choices to include plants that provide essential habitat for bees, butterflies, moths, beetles, hummingbirds and other pollinators.

## FOOD:

Flowers provide nectar (high in sugar and necessary amino acids) and pollen (high in protein) to pollinators.

Fermenting fallen fruits also provide food for bees, beetles and butterflies.

Specific plants, known as host plants, are eaten by the larvae of pollinators such as butterflies.

- Plant in groups to increase pollination efficiency. If a pollinator can visit the same type of flower over and over, it doesn't have to relearn how to enter the flower and can transfer pollen to the same species, instead of squandering the pollen on unreceptive flowers.
- Plant with bloom season in mind, providing food from early spring to late fall. (see Bloom Periods pp.16-17)
- Plant a diversity of plants to support a variety of pollinators. Flowers of different color, fragrance, and season of bloom on plants of different heights will attract different pollinator species and provide pollen and nectar throughout the seasons.
- Many herbs and annuals, although

not native, are very good for pollinators. Mint, oregano, garlic, chives, parsley and lavender are just a few herbs that can be planted. Old fashioned zinnias, cosmos, and single sunflowers support bees and butterflies.

- Recognize weeds that might be a good source of food. For example, dandelions provide nectar in the early spring before other flowers open. Plantain is alternate host for the Baltimore Checkerspot.
- Learn and utilize Integrated Pest Management (IPM) practices to address pest concerns. Minimize or eliminate the use of pesticides.

## SHELTER:

Pollinators need protection from severe weather and from predators as well as sites for nesting and roosting.

- Incorporate different canopy layers in the landscape by planting trees, shrubs, and different-sized perennial plants.
- Leave dead snags for nesting sites of bees, and other dead plants and leaf litter for shelter.
- Build bee boxes to encourage solitary, non-aggressive bees to nest on your property.
- Leave some areas of soil uncovered to provide ground nesting insects easy access to underground tunnels.
- Group plantings so that pollinators can move safely through the landscape protected from predators.
- Include plants that are needed

by butterflies during their larval development.

## WATER:

A clean, reliable source of water is essential to pollinators.

- Natural and human-made water features such as running water, pools, ponds, and small containers of water provide drinking and bathing opportunities for pollinators.
- Ensure the water sources have a shallow or sloping side so the pollinators can easily approach the water without drowning.

Your current landscape probably includes many of these elements. Observe wildlife activity in your farm fields, woodlands, and gardens to determine what actions you can take to encourage other pollinators to feed and nest. Evaluate the placement of individual plants and water sources and use your knowledge of specific pollinator needs to guide your choice and placement of additional plants and other habitat elements. Minor changes by many individuals can positively impact the pollinator populations in your area. Watch for - and enjoy - the changes in your landscape!

- **CAUTION:** Remember that pesticides are largely toxic to pollinators. Extreme caution is warranted if you choose to use any pesticide. Strategically apply pesticides only for problematic target species.



# FARMS

Incorporate different plants throughout the farm that provide food for native populations when targeted crops are not in flower.

Farmers have many opportunities to incorporate pollinator-friendly land management practices on their land which will benefit the farmer in achieving his or her production goals:

- Manage the use of pesticides to reduce the impact on native pollinators. Spray when bees aren't active (just after dawn) and choose targeted ingredients.
- Carefully consider the use of herbicides. Perhaps the targeted weeds can provide needed food for pollinators.
- Minimize tillage to protect ground

nesting pollinators.

- Ensure water sources are scattered throughout the landscape.
- Choose a variety of native plants to act as windbreaks, riparian buffers, and field borders throughout the farm.
- Plant unused areas of the farm with temporary cover crops that can provide food or with a variety of trees, shrubs, and flowers that provide both food and shelter for pollinators.
- Check with your local Natural Resources Conservation Service (NRCS) office to see what technical and financial support might be available to assist you in your effort to provide nectar, pollen, and larval food sources for pollinators on your farm.

“**FOOD SUPPLIES FOR  
BEES ARE CRITICAL  
TO MAINTAINING  
STRONG HIVES  
FOR ALMOND  
POLLINATION  
THE FOLLOWING  
WINTER.**”

-- DAN CUMMINGS,  
CHICO, CALIFORNIA  
ALMOND GROWER.



Illustrations by Carolyn Vibbert

“FROM HUMMINGBIRDS TO BEETLES, TO BUTTERFLIES, NATURE’S POLLINATORS HELP KEEP MIDEWIN’S TALLGRASS PRAIRIE RESTORATIONS FULL OF DIVERSE FLOWERING PLANTS. INSECT MONITORING PROVIDES A KEY MEASURE OF OUR SUCCESS.”

-- LOGAN LEE

PRAIRIE SUPERVISOR, MIDEWIN  
NATIONAL TALLGRASS PRAIRIE



Public lands are maintained for specific reasons ranging from high impact recreation to conservation. In the California Coastal Steppe, forests have been cut for timber and to allow for roads and other development attributed to the spread of urbanization north of San Francisco. Less disturbed natural areas can be augmented with plantings of native plant species. Existing plantings around buildings and parking areas should be evaluated to determine if pollinator-friendly plants can be substituted or added to attract and support pollinators. Public land managers have a unique opportunity to use their plantings as an education tool to help others understand the importance of pollinators in the environment through signs,

brochures, and public programs. In an effort to increase populations of pollinators the land manager can:

- Inventory and become knowledgeable of local pollinators.
- Provide connectivity between vegetation areas by creating corridors of perennials, shrubs, and trees that provide pollinators shelter and food as they move through the landscape.
- Maintain a minimum of lawn areas that support recreational needs.
- Restrict the use of pesticides and herbicides.
- Provide water sources in large open areas.
- Maintain natural meadows and openings that provide habitats for sun-loving wildflowers and grasses.
- Remove invasive species and encroaching shrubs and trees.



## HOME LANDSCAPES

**“ A GARDEN IS ONLY AS RICH AND BEAUTIFUL AS THE INTEGRAL HEALTH OF THE SYSTEM; POLLINATORS ARE ESSENTIAL TO THE SYSTEM - MAKE YOUR HOME THEIR HOME. ”**

-- DERRY MACBRIDE  
NATIONAL AFFAIRS AND  
LEGISLATION CHAIRWOMAN,  
GARDEN CLUB OF AMERICA

Gardeners have a wide array of plants to use in their gardens. Native plants, plants introduced from years of plant exploration from around the world, and plants developed by professional and amateur breeders can be found in garden centers, in catalogs, and on web-sites. Use your knowledge of pollinator needs to guide your choices.

- Choose a variety of plants that will provide nectar and pollen throughout the growing season.
- Resist the urge to have a totally manicured lawn and garden. Leave bare ground for ground nesting bees. Leave areas of dead wood and leaf litter for other insects.
- Strive to eliminate the use of all pesticides.
- Find local resources to help you in your efforts. Contact your local county extension agent or native plant society. Visit your regional botanic gardens and arboreta.

The scale of your plantings will vary but it is important to remember that you are trying to provide connectivity to the landscape adjacent to your property. Don't just look within your property boundaries. If your neighbor's property provides an essential element, such as water, which can be utilized by pollinators visiting your land, you may be able to devote more space to habitat elements that are missing nearby. It is best to use native plants which have evolved to support the needs of specific native pollinators. Some pollinators, however, are generalists and visit many different plants, both native and non-native. Be sure that any non-native plants you choose to use are not invasive. Remember that specialized cultivars sometimes aren't used by pollinators. Flowers that have been drastically altered, such as those that are double or a completely different color than the wild species, often prevent pollinators from finding and feeding on the flowers. In addition, some altered plants don't contain the same nectar and pollen resources that attract pollinators to the wild types.

- **CAUTION:** Take time to evaluate the source of your plant material. You want to ensure you get plants that are healthy and correctly identified. Your local native plant society can help you make informed decisions when searching for plants.



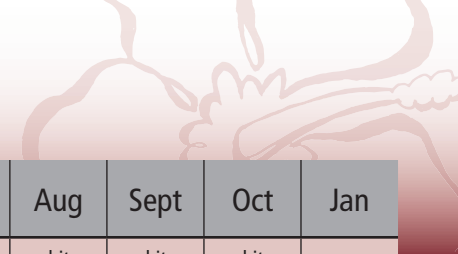
# BLOOM PERIODS

## FOR THE CALIFORNIA COASTAL STEPPE

The following chart lists plants and the time they are in bloom throughout the growing seasons. Choose a variety of flower colors and make sure something is blooming at all times! Note for all charts: When more than one species of the same genus is useful, the genus name is followed by "spp."

Botanical Name	Common Name	Feb	March	April	May	June	July	Aug	Sept	Oct	Jan
<b>Trees &amp; Shrubs</b>											
<i>Acer macrophyllum</i>	bigleaf maple		greenish yellow	greenish yellow	greenish yellow	greenish yellow					
<i>Arbutus menziesii</i>	pacific madrone			white	white						
<i>Arctostaphylos columbiana</i>	hairy manzanita		pink	pink	pink						
<i>Amelanchier alnifolia</i>	serviceberry			white	white	white					
<i>Baccharis pilularis</i>	coyote brush						white	white	white	white	
<i>Ceanothus thrysiflorus</i>	blue blossom			blue	blue	blue					
<i>Eriodictyon californicum</i>	yerba santa				pale pink	pale pink					
<i>Gaultheria shallon</i>	salal		pink	pink	pink	pink	pink				
<i>Heteromeles arbutifolia</i>	toyon				white	white					
<i>Lonicera involucrata</i>	twinberry		yellow	yellow	yellow	yellow	yellow	yellow			
<i>Menziesia ferruginea</i>	mock-azalea				yellowish green	yellowish green	yellowish green				
<i>Rhododendron macrophyllum</i>	Pacific rhododendron			pink	pink	pink	pink				
<i>Rhododendron occidentale</i>	western azalea				white/pink	white/pink					
<i>Rhamnus purshiana</i>	cascara				greenish yellow	greenish yellow					
<i>Ribes menziesii</i>	canyon gooseberry	maroon	maroon	maroon							
<i>Ribes sanguineum</i>	red-flowering currant	pink	pink								pink
<i>Ribes bracteosum</i>	stink currant				green						
<i>Rosa gymnocarpa</i>	wood rose			pink	pink	pink					
<i>Rubus parviflorus</i>	thimbleberry		pink	pink	pink	pink	pink	pink			
<i>Rubus spectabilis</i>	salmonberry		pinkish red	pinkish red	pinkish red	pinkish red					
<i>Rubus ursinus</i>	California blackberry			white	white	white					
<i>Salix scouleriana</i>	Scouler's willow			yellow	yellow	yellow					
<i>Sambucus nigra</i> ssp. <i>canadensis</i>	blue elderberry				white	white					
<i>Sambucus racemosa</i>	red elderberry				white	white					
<i>Vaccinium ovatum</i>	black huckleberry		pink	pink	pink						
<b>Perennial Flowers</b>											
<i>Achillea millefolium</i>	common yarrow				white	white	white				





Botanical Name	Common Name	Feb	March	April	May	June	July	Aug	Sept	Oct	Jan
<i>Anaphalis margaritacea</i>	pearly everlasting					white, yellow	white, yellow	white, yellow	white, yellow	white, yellow	
<i>Aquilegia formosa</i>	columbine				red	red	red	red			
<i>Calypso bulbosa</i>	calypso orchid		pink	pink	pink	pink	pink				
<i>Clintonia andrewsiana</i>	clintonia				pink	pink	pink				
<i>Dichelostemma ida-maia</i>	firecracker flower				red	red	red				
<i>Diplacus aurantiacus</i>	bush monkeyflower				orange	orange	orange				
<i>Eriophyllum lanatum</i>	wooly sunflower				yellow	yellow	yellow	yellow			
<i>Fragaria chiloensis</i>	beach strawberry		white	white	white	white	white	white			
<i>Iris douglasiana</i>	Douglas iris		blue to purple	blue to purple	blue to purple						
<i>Lilium columbianum</i>	Columbia lily						yellow-orange	yellow-orange			
<i>Lilium pardalinum</i>	leopard lily				orange to red	orange to red	orange to red				
<i>Mahonia nervosa</i>	oregon grape	yellow	yellow	yellow							
<i>Mimulus dentatus</i>	coastal monkeyflower				yellow						
<i>Monardella villosa</i>	coyote mint				purple	purple	purple	purple			
<i>Pedicularis densiflora</i>	Indian warrior		red	red							
<i>Petasites palmatus</i>	palmate-leaved coltsfoot	white	white	white							
<i>Prunella vulgaris</i>	self-heal						purple	purple	purple		
<i>Scrophularia californica</i>	California figwort		red	red	red	red	red				
<i>Sidalcea malviflora</i> <i>ssp. patula</i>	checkerbloom			pink to purple	pink to purple	pink to purple	pink to purple				
<i>Sisyrinchium bellum</i>	blue eyed grass	blue	blue	blue	blue	blue					blue
<i>Spirea douglasii</i>	Douglas spirea					pink	pink	pink	pink		
<i>Stachys chamissonis</i>	coast hedge nettle					purple to pink	purple to pink	purple to pink			
<i>Trillium ovatum</i>	wakerobin			white	white						
<i>Viola adunca</i>	western dog violet			violet	violet						
<i>Viola sempervirens</i>	redwood violet		yellow	yellow	yellow						
<b>Vines</b>											
<i>Lathyrus vestitus</i> <i>var. ochropetalus</i>	Pacific pea		lavender to white	lavender to white	lavender to white	lavender to white					
<i>Lonicera hispidula</i>	California honeysuckle					pink	pink	pink			
<i>Vicia americana</i>	American vetch				purple	purple	purple	purple			
<b>Annual Flowers</b>											
<i>Nemophila menziesii</i>	baby blue eyes		sky blue	sky blue	sky blue	sky blue	sky blue				
<i>Trifolium fucatum</i>	bull clover			yellowish	yellowish	yellowish					

# PLANTS THAT ATTRACT POLLINATORS

## FOR THE CALIFORNIA COASTAL STEPPE

The following chart lists plants that attract pollinators. It is not exhaustive, but provides guidance on where to start. Annuals, herbs, weeds, and cover crops provide food and shelter for pollinators, too.

Botanical Name	Common Name	Color	Height	Flower Season	Sun	Soil	Visitation by Pollinator
<b>Trees &amp; Shrubs</b>							
<i>Acer macrophyllum</i>	bigleaf maple	greenish yellow	50-70'	March-June	sun to partial shade	moist	bees
<i>Arbutus menziesii</i>	pacific madrone	white	16-130'	April-May	sun to partial shade	dry	bees, hummingbirds
<i>Arctostaphylos columbiana</i>	hairy manzanita	white to pink	2.5-16.5'	March-May	sun to partial sun	well-drained, acidic	
<i>Amelanchier alnifolia</i>	serviceberry	white	3-26'	April-June	sun to partial shade	dry	bees
<i>Baccharis pilularis</i>	coyote brush	white	<b>3-12'</b>	July-October	sun	dry	bees, butterflies
<i>Ceanothus thyrsiflorus</i>	blue blossom	blue	12-20'	April-June	partial shade	dry, well drained	bees
<i>Eriodictyon californicum</i>	yerba santa	white to pink	2-8'	May-June	sun	dry	
<i>Gaultheria shallon</i>	salal	white to pink	1.5-10'	March-July	shade to sun	moist, well drained	bees
<i>Heteromeles arbutifolia</i>	toyon	white	6-10'	May-June	sun to partial sun	moist, well drained	bees, hummingbirds
<i>Lonicera involucrata</i>	twinberry	yellow or reddish-tinged	3-8'	March-August	shade to sun	moist, well drained	butterflies, hummingbirds
<i>Menziesia ferruginea</i>	mock-azalea	yellowish green	3.5-6.5'	May-July	shade to sun	moist, well drained, acidic	
<i>Rhododendron macrophyllum</i>	Pacific rhododendron	pink to rose	6-12'	April-July	sun to partial shade	moist, well drained	
<i>Rhododendron occidentale</i>	western azalea	white with pink	8-10'	May-June	sun to partial shade	moist, well drained	
<i>Rhamnus purshiana</i>	casacara	greenish yellow	20-33'	May-June	shade to sun	moist	
<i>Ribes menziesii</i>	canyon gooseberry	maroon	3-9'	Feb-April	sun	moist	
<i>Ribes sanguineum</i>	red-flowering currant	white, pink, or crimson	3-12'	Jan-March	shade to sun	moist, well drained	
<i>Ribes bracteosum</i>	stink currant	green	3-12'	May	sun	moist, well drained	
<i>Rosa gymnocarpa</i>	wood rose	pink	1-3'	April-June	shade to sun	dry to moist, well drained	
<i>Rubus parviflorus</i>	thimbleberry	white or pink	1.5-8'	March-August	sun to partial shade	dry to moist	
<i>Rubus spectabilis</i>	salmonberry	pinkish red	7-13'	March-June	shade to sun	moist, acidic	bees, hummingbirds
<i>Rubus ursinus</i>	California blackberry	white	2-3'	April-June	shade to sun	moist	
<i>Salix scouleriana</i>	Scouler's willow	yellow	6-35'	April-June	sun	moist	bees
<i>Sambucus nigra</i> ssp. <i>canadensis</i>	blue elderberry	white	15-25'	May-June	sun	dry to moist, well drained	
<i>Sambucus racemosa</i>	red elderberry	white	2-20'	May-June	sun to partial shade	moist	bees, hummingbirds
<i>Vaccinium ovatum</i>	black huckleberry	pink	1.5-15'	March-May	shade to sun	dry to moist, acidic	bees
<b>Perennial Flowers</b>							
<i>Achillea millefolium</i>	common yarrow	white	11-40"	May-July	sun to partial shade	dry	
<i>Anaphalis margaritacea</i>	pearly everlasting	white, yellow	1-3'	June-Oct	sun to partial shade	dry	butterflies

Botanical Name	Common Name	Color	Height	Flower Season	Sun	Soil	Visitation by Pollinator
<i>Aquilegia formosa</i>	columbine	red	1-3'	May-Aug	sun to shade	dry to moist	hummingbirds
<i>Calypso bulbosa</i>	calypso orchid	pink	<1'	March-July	shade	moist, alkaline	bees
<i>Clintonia andrewsiana</i>	clintonia	pink	10"	May-July	shade	moist	
<i>Dichelostemma ida-maia</i>	firecracker flower	red	12-18"	May-July	sun to partial sun	dry to moist, well drained	bees, butterflies
<i>Diplacus aurantiacus</i>	bush monkeyflower	orange	2-4'	May-July	sun to partial sun	dry to moist	butterflies, hummingbirds
<i>Eriophyllum lanatum</i>	wooly sunflower	yellow	4-18"	May-Aug	sun to partial shade	well drained	
<i>Fragaria chiloensis</i>	beach strawberry	white	<1'	March-Aug	sun to partial shade	dry	bees
<i>Iris douglasiana</i>	Douglas iris	blue to purple	1-2'	March-May	sun to partial shade	dry to moist, acidic	
<i>Lilium columbianum</i>	Columbia lily	yellow-orange	4.5'	July-Aug	sun to partial shade	moist, well drained	bees
<i>Lilium pardalinum</i>	leopard lily	orange to red	3-6'	May-July	partial shade	moist, well drained	
<i>Mahonia nervosa</i>	oregon grape	yellow	2-3'	Feb-April	sun to shade	dry to moist	bees
<i>Mimulus dentatus</i>	coastal monkeyflower	yellow	1.5'	May	shade to sun	moist, well drained	hummingbirds
<i>Monardella villosa</i>	coyote mint	purple	<1'	May-Aug	sun to partial shade	dry to moist, well drained	butterflies
<i>Pedicularis densiflora</i>	Indian warrior	red	<1'	March-April	sun to partial shade	dry	bees, hummingbirds
<i>Petasites palmatus</i>	palmate-leaved coltsfoot	white	1'	Feb-April	sun to shade	moist	
<i>Prunella vulgaris</i>	self-heal	purple	6"	July-Sept	sun to partial shade	moist	bees
<i>Scrophularia californica</i>	California figwort	red	3-6'	March-July	sun to shade	dry to moist	bees, hummingbirds
<i>Sidalcea malviflora</i> <i>ssp. patula</i>	checkerbloom	pink to purple	6-24"	April-July	partial shade	moist	
<i>Sisyrinchium bellum</i>	blue eyed grass	blue	1'	Jan-June	sun to partial shade	dry to moist	
<i>Spirea douglasii</i>	Douglas spirea	pink	3-6'	June-Sept	sun	moist, well drained	butterflies
<i>Stachys chamissonis</i>	coast hedge nettle	purple to pink	2-3'	June-Aug	sun to partial shade	moist	hummingbirds
<i>Trillium ovatum</i>	wakerobin	white	1'	April-May	sun to shade	moist, well drained	beetles
<i>Viola adunca</i>	western dog violet	violet	4"	April-May	partial shade	moist, well drained	butterflies (Oregon silverspot-endangered)
<i>Viola sempervirens</i>	redwood violet	yellow	6-12"	March-May	partial shade	moist, well drained, acidic	butterflies

### Vines

<i>Lathyrus vestitus</i> <i>var. ochropetalus</i>	Pacific pea	lavender to white	1.5-6.5'	March-June	partial shade	semi-dry	bees, butterflies, hummingbirds
<i>Lonicera hispidula</i>	California honeysuckle	pink	6-20'	June-Aug	sun to partial shade	dry to moist	hummingbird
<i>Vicia americana</i>	American vetch	purple	30"	May-Aug	sun to shade	dry to moist	

### Annual Flowers

<i>Nemophila menziesii</i>	baby blue eyes	sky blue	4-12"	March-July	sun	moist, well drained	bees
<i>Trifolium fucatum</i>	bull clover	yellowish	1'	April-June	sun	moist, well drained	bees

# HABITAT HINTS

## FOR THE CALIFORNIA COASTAL STEPPE



### HABITAT REQUIREMENTS FOR BEE-POLLINATED GARDEN FLOWERS AND CROPS

	Bumble	Digger	Lg Carpenter	Sm Carpenter	Squash/Gourd	Leafcutter	Mason	Sweat	Plasterer	Yellow-faced	Andrenid
<b>FLOWERS</b>											
Catalpa			x								
Catnip	x	x					x				
Clover		x									x
Columbine	x										
Cow parsley										x	
Goldenrod	x	x				x		x			
Impatiens	x										
Irises	x		x								
Lavender	x	x	x			x					
Milkwort								x			
Morning glory				x							
Penstemon	x	x					x				
Passion flowers			x								
Phacelia	x	x		x		x	x	x	x		x
Potentilla										x	
Rose	x		x				x	x		x	
Salvia	x	x	x			x	x				
Saxifrages								x		x	
Sorrel				x							
Sunflowers	x	x	x	x		x		x	x		x
Violet								x			x
Wild Mustard		x							x		
Willow catkins									x		x
<b>CROPS</b>											
Almond	x						x				x
Apple							x				
Blueberry	x	x									x
Cherry							x				x
Eggplant	x		x					x			
Gooseberry	x										x
Legumes	x	x				x		x			
Water melon	x							x			
Squash/Pumpkins/Gourds			x		x						
Tomatoes	x	x	x					x			
Thyme	x	x					x	x		x	



## HABITAT AND NESTING REQUIREMENTS:

### **Bumble Bees:**

Abandoned mouse nests, other rodent burrows, upside down flower pots, under boards, and other human-made cavities. Colonies are founded by a queen in the spring and don't die out in the fall. New queens mate then and overwinter in a sort of hibernation. Bumble bees are usually active during the morning hours and forage at colder temperatures than honey bees, even flying in light rain.

### **Large carpenter bees:**

Soft dead wood, poplar, cottonwood or willow trunks and limbs, structural timbers including redwood. Depending on the species, there may be one or two brood cycles per year. These bees can be active all day even in the hottest weather.

### **Digger bees:**

Sandy soil, compacted soils, bank sides. Anthophorid bees (now in the Apidae) are usually active in the morning hours, but can be seen at other times.

### **Small carpenter bees:**

Pithy stems including roses and blackberry canes. These bees are more active in the morning but can be found at other times.

### **Squash and Gourd bees:**

Sandy soil, may nest in gardens (where pumpkins, squash and gourds are grown) or pathways. These bees are early risers and can be found in pumpkin patches before dawn. Males often sleep in the wilted flowers.

### **Leafcutter bees:**

Pre-existing circular tunnels of various diameters in dead but sound wood created by emerging beetles, some nest in the ground. Leave dead limbs and trees to support not just pollinators but other wildlife. Leafcutter bees can be seen foraging throughout the day even in hot weather.

### **Mason bees:**

Pre-existing tunnels, various diameters in dead wood made by emerging beetles, or human-made nesting substrates, drilled wood boards, paper soda straws inserted into cans attached to buildings. Mason bees are generally more active in the morning hours.

### **Sweat bees:**

Bare ground, compacted soil, sunny areas not covered by vegetation. Like most bees, sweat bees forage for pollen earlier in the morning and then for nectar later.

### **Plasterer or cellophane bees:**

Bare ground, banks or cliffs. Colletid bees can be active in the morning or later in the day.

### **Yellow-faced bees:**

In dead stems. These bees are more active during morning hours.

### **Andrenid bees:**

Sunny, bare ground, sand soil, under leaf litter or in soil in banksides and cliffs. These generally spring-active bees are most commonly seen on flowers during the morning when pollen and nectar resources are abundant.



**“MONARCH  
BUTTERFLIES  
NEVER FAIL TO  
CATCH THE  
VISITOR’S EYE  
AND ALWAYS  
LEAD TO  
A TEACHABLE  
MOMENT.”**

-- LOGAN LEE,  
PRAIRIE SUPERVISOR  
MIDWIN NATIONAL  
TALLGRASS PRAIRIE

### BECOME FAMILIAR WITH POLLINATORS IN YOUR LANDSCAPE.

- ✿ Watch for activity throughout the day and the seasons.
- ✿ Keep a simple notebook of when and what comes to your garden.  
NOTE: It is not necessary to identify each species when you first get started. Simply note if it is a bee that likes the yellow flower that blooms in the fall.
- ✿ Consult a local field guide or web site when you are ready to learn more details.

### ADD NATIVE PLANTS TO ATTRACT MORE NATIVE POLLINATORS.

- ✿ List the plants you currently have in your landscape.
- ✿ Determine when you need additional flowers to provide nectar and pollen throughout the growing season.
- ✿ Add plants that provide additional seasons of bloom, create variable heights for shelter, and attract the types of pollinators you want.
- ✿ Don't forget to include host plants that provide food and shelter for larval development.
- ✿ Contact your local native plant society or extension agent for more help.

### USE POLLINATOR FRIENDLY LANDSCAPE PRACTICES TO SUPPORT THE POLLINATORS YOU ATTRACT.

- ✿ Use Integrated Pest Management Practices to address pest concerns.
- ✿ Tolerate a little mess – leave dead snags and leaf litter, keep areas bare for ground nesting insects, and leave some weeds that provide food for pollinators.
- ✿ Provide safe access to clean water.

### NOTICE THE CHANGES THAT YOU HAVE HELPED TO CREATE!



## RESOURCES

Many books, websites, and people were consulted to gather information for this guide. Use this list as a starting point to learn more about pollinators and plants in your area.

---

### BAILEY'S ECOREGION MAPS

#### USDA Forest Service

fs.fed.us/land/ecosysmgmt/ecoreg1\_home.html

---

### POLLINATION/POLLINATORS

#### Pollinator Partnership

pollinator.org

#### North American Pollinator Protection Campaign

nappc.org

#### Bee Friendly Gardening

pollinator.org/bfg

#### Natural Resources

#### Conservation Service

nrcs.usda.gov

#### USDA Forest Service

fs.fed.us/wildflowers/pollinators/

#### Wild Farm Alliance

wildfarmalliance.org

#### Xerces Society Pollinator Program

xerces.org

#### Illinois Natural History Survey

inhs.uiuc.edu

#### The Forgotten Pollinators

Buchmann, S.L. and G.P. Nabhan. 1997. Island Press: Washington, DC.

#### Status of Pollinators in

#### North America

2007. The National Academies Press: Washington, DC.

---

### NATIVE PLANTS/GARDENING

#### Plant Conservation Alliance

nps.gov/plants

#### Seeds of Success

nps.gov/plants/sos

#### Lady Bird Johnson Wildflower Center

wildflower.org/plants/

#### USDA Hardiness Zone Map

usna.usda/Hardzone/

#### U.S. National Arboretum

usna.usda.gov/Hardzone/ushzmap.html

#### USDA, NRCS. 2007. The PLANTS Database

plants.usda.gov

---

### NATIVE BEES

#### Alternative Pollinators: Native Bees National Sustainable Information Service

by Lane Greer, NCAT Agriculture Specialist, Published 1999, ATTRA Publication #IP126  
attra.ncat.org/attra-pub/nativebee.html

#### Plants Attractive to Native Bees Agriculture Research Service

ars.usda.gov/Research/docs.htm?docid=12052

#### Bees of the World

Christopher O'Toole and Anthony Raw. 1999. Blandford. London, UK.

---

### BUTTERFLIES AND MOTHS

#### Butterflies and Moths of North America.

Opler, Paul A., Harry Pavulaan, Ray E. Stanford, Michael Pogue, coordinators. 2006.  
butterfliesandmoths.org/

#### Butterflies of North America

Jim Brock and Kenn Kaufman. 2003. Houghton Mifflin. New York, NY.

#### North American

#### Butterfly Association

naba.org

---

## FEEDBACK

We need your help to create better guides for other parts of North America. Please e-mail your input to [feedback@pollinator.org](mailto:feedback@pollinator.org) or fax to 415-362-3070.

- ✿ How will you use this guide?
- ✿ Do you find the directions clear? If not, please tell us what is unclear.
- ✿ Is there any information you feel is missing from the guide?
- ✿ Any other comments?

**THANK YOU  
FOR TAKING  
THE TIME TO HELP!**

# POLLINATOR PARTNERSHIP

Protect their lives. Preserve ours.



**NAPPC**



Plant Conservation Alliance



---

## RESEARCH AND WRITING:

**ELIZABETH L. LEY  
LARRY STRITCH, PH.D.  
GIL SOLTZ**

---

## EDITORIAL:

**LAURIE DAVIES ADAMS  
AND LARRY STRITCH, PH.D.**

---

## PRODUCTION SUPERVISION:

**GIL SOLTZ**

---

## DESIGN:

**MARGUERITE MEYER**

---

## CONCEPT REVIEW:

American Farm Bureau Federation, Ron Gaskell  
Bureau of Land Management, Peggy Olwell, Carol Spurrier,  
Mary Byrne, Mary Tisdale, Elizabeth Wooster  
National Garden Association, Susanne DeJohn  
Plant Conservation Alliance – Edward Fletcher, Jean Giblette,  
Mary Ann Lawler, Ron Smith  
Smithsonian Institute, Department of Botany,  
Gary Krupnick, Ph.D.  
USDA - CSREES, Greg Crosby, Ph.D., Leslie Gilbert, Ph.D.  
USDA - Forest Service, David Pivorunas, Larry Stritch, Ph.D.  
USDA - Natural Resource Conservation Service, Doug Holy,  
Hilda Diaz-Soltero  
USDOI - US Fish and Wildlife Service, Karen Anderson,  
Don MacLean, Patricia DeAngelis, Ph.D.  
USGS - Steve Hilburger, Elizabeth Sellers

---

## PHOTO CONTRIBUTOR:

Marguerite Meyer

---


## ILLUSTRATIONS:

Carolyn Vibbert

---

For a copy of this brochure, or for another region, visit [pollinator.org](http://pollinator.org)

**Pollinator Partnership/North American Pollinator Protection Campaign**

[pollinator.org](http://pollinator.org)  [nappc.org](http://nappc.org)  Email: [info@pollinator.org](mailto:info@pollinator.org)

