

# Planting Guide for your native pollinator garden

Use the arrangement below to have a continuous garden - spring, summer, & fall

## GREAT PLAINS REGION

ND, SD, NE, KS, OK



### BLOOM SEASON

- Spring
- Summer
- Fall

For best results, use multiple plants of each species.



Follow these steps to create your beautiful native pollinator garden

# GREAT PLAINS REGION

ND, SD, NE, KS, OK

## 1 Identify your garden spot:

- ✓ Find a 3' x 6' plot that gets 6+ hours of sun.
- ✓ Have a larger area? Include more choices and clump the same species together.
- ✓ Remove or smother existing lawn or vegetation.
- ✓ Enhance hard-packed soil with organic compost.

## 2 Buy plants at a local native plant nursery, if possible.

## 3 Plant!

- ✓ Arrange plants with different seasonal blooms in your plot.
- ✓ Dig holes twice as large as each plant's pot.
- ✓ Remove the plant from the pot, loosen the roots, place it in the hole, backfill, tamp soil, and water.
- ✓ Mulch plot to depth < 1 inch, keeping mulch away from stems and avoid using hardwood chips and shreds.


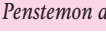
















## 4 Maintain your garden:

- ✓ Water to keep moist throughout the first two weeks, then as needed or when plants droop.
- ✓ Weed as needed.
- ✓ Avoid using insecticides, herbicides, or fungicides.
- ✓ Be patient - your garden may take a few years to fully establish and fill in!

Add your garden: [www.millionpollinatorgardens.org](http://www.millionpollinatorgardens.org)

## BLOOM SEASON | NATIVE PLANT OPTIONS

\*Your state's native plant society can recommend additional locally appropriate native species in the genus below. See **North American Pollinator Protection Campaign Ecoregional Planting Guides** for additional information: [www.pollinator.org/guides](http://www.pollinator.org/guides).

SEASON	FIRST OPTION	SECOND OPTION
Spring	 large beardtongue <i>Penstemon grandiflorus</i>	 white penstemon <i>Penstemon albidus</i>
	 blanket flower <i>Gaillardia spp.*</i>	 upright prairie coneflower <i>Ratibida columnifera</i>
	 common yarrow <i>Achillea millefolium</i>	 golden alexanders <i>Zizia aurea</i>
Summer	 swamp milkweed <i>Asclepias incarnata</i>	 blue vervain <i>Verbena hastata</i>
	 purple prairie clover <i>Dalea purpurea</i>	 wild bergamot <i>Monarda fistulosa</i>
	 narrow-leaved coneflower <i>Echinacea angustifolia</i>	 American germander <i>Teucrium canadense</i>
Fall	 stiff-leaved goldenrod <i>Solidago rigida</i>	 white heath aster <i>Symphyotrichum ericoides</i>
	 stiff sunflower <i>Helianthus pauciflorus</i>	 Maximilian sunflower <i>Helianthus maximiliani</i>
	 dotted blazing star <i>Liatriis punctata</i>	 tall blazing star <i>Liatriis aspera</i>

• color dots above indicate bloom color

Image credits above: STACY SIMANONOK